



## Volunteer Advocate Training Instructions

You have been given a complete advocate training manual which contains all materials need to prepare for each classroom session. You will receive additional handouts that you will add to the manual.

We may not discuss every page from the handbook in detail – but we will cover each concept and address any questions or concerns. PLEASE note any questions as you go along to present to facilitator by email, or by posting on the question board in class.

A digital copy of the manual and online version of the pre-work for each chapter may be found online at TX CASA: <https://texascasa.org/pre-service-volunteer-curriculum/for-volunteers/>

**You have 2 options** for completing **pre-chapter work**: the pre-work may be emailed to you in a PDF form, OR you may go to the website above and complete online. You may do the online version from your phone, ipad or computer.

The website will look like this... simply **SCROLL DOWN** for access to each session.

The screenshot shows a web browser window with the URL <https://texascasa.org/pre-service-volunteer-curriculum/for-volunteers/>. The browser's address bar and tabs are visible at the top. The website header includes a search bar with the text "SEARCH TEXAS CASA" and a "FOLLOW US" section with social media icons for Twitter, Facebook, Google+, LinkedIn, and YouTube. The main logo for "TEXASCASA" is centered, with the tagline "Court Appointed Special Advocates FOR CHILDREN" below it. A horizontal navigation bar contains the following links: VOLUNTEER, LEARNING CENTER, GIVE, NEWS & EVENTS, LEGISLATIVE, ABOUT, and CONTACT. Below the navigation bar is a large banner image featuring a photograph of two young girls smiling. Overlaid on the right side of the banner is a dark blue box with the text "FOR VOLUNTEERS" in white, bold, uppercase letters. Below the banner, the page content begins with a breadcrumb trail: "Navigate: Home » Pre-Service Volunteer Curriculum » For Volunteers". This is followed by a paragraph of introductory text: "This pre-service training will equip you with the solid base of knowledge you need to powerfully and compassionately advocate for a child that has been abused or neglected. In addition to gaining an understanding of child protection system and the CASA volunteer role, you will also learn about trauma and resilience, efforts at improving our systems, cultural competence and much more." Below this paragraph is another line of text: "On this page you will find the required online Pre-Work (including videos and other activities) for each session. **There are two options to complete your Pre-Work :**". Finally, there is a bulleted list of two options: "• **Option A:** Access session materials directly." and "• **Option B:** Complete Pre-Work online in the Texas CASA Learning Center."

## TABLE OF CONTENTS


Click on one of the eight sessions below to jump to the pre-work, materials and online module for that session.

- [Session 1: The CASA/GAL Volunteer Role](#)
- [Session 2: The Well-Being of the Child](#)
- [Session 3: Trauma, Resilience and Communication Skills](#)
- [Session 4: Mental Health, Poverty and Confidentiality](#)
- [Session 5: Substance Abuse, Diversity and Disproportionality](#)
- [Session 6: Domestic Violence, Bias and Cultural Competence](#)
- [Session 7: Educational Advocacy, Older Youth and LGBTQ Youth](#)
- [Session 8: Moving Forward as an Advocate](#)

### ADDITIONAL MATERIALS

[Trial Preparation \(PDF\)](#)

## DOWNLOAD THE COMPLETE VOLUNTEER MANUAL



TEXAS CASA  
Pre-Service Training Curriculum  
Volunteer Manual

[DOWNLOAD THE MANUAL](#)

## SESSION 1: THE CASA/GAL VOLUNTEER ROLE

### PRE-WORK INSTRUCTIONS

Please complete the following Pre-Work before you attend your first volunteer training session:

1. Read pages 8–46, “The CASA Role” through the end of the “Bleux Case File.”
2. Review and think about the Developing Competencies for CASA/GAL Volunteers assessment.
3. Write down any questions you have about the “Child Welfare History” material.
4. Using the Bleux Case File, write a case history in one or two paragraphs.
5. Write down any questions you have about the case.

### OPTION A: DOWNLOAD MATERIALS



[Chapter 1 PDF](#)

### OPTION B: COMPLETE ONLINE



[Complete Online](#)

[Return to Top](#)

## SESSION 2: THE WELL-BEING OF THE CHILD

### PRE-WORK INSTRUCTIONS

Please complete the following Pre-Work before you attend your second volunteer training session:

1. Read pages 66–98, “How Children Grow and Develop” through “The Importance of Family Engagement.”
2. Read the “Bleux Case Court Report” provided by your facilitator.

### OPTION A: DOWNLOAD MATERIALS



[Chapter 2 PDF](#)

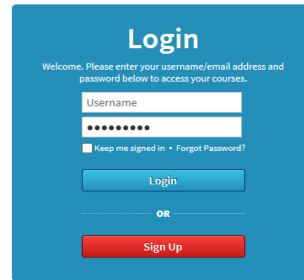
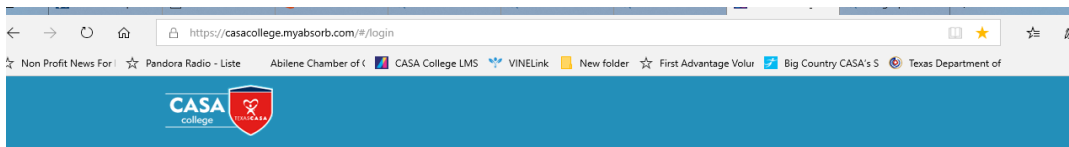
### OPTION B: COMPLETE ONLINE



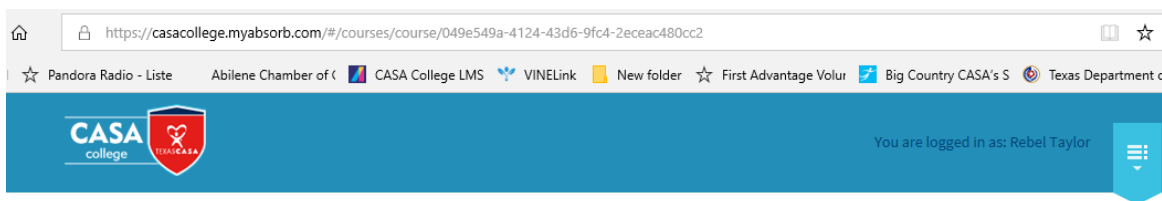
[Complete Online](#)

**Scroll down the page to the session you are seeking.** On the left are instructions, in the middle is the session chapter in PDF and on the right is the online chapter pre-work.

When you click on the “**Option B: Complete Online**” you will be taken to this website:



You will be required to create a user name and password. You may use email for user. Once logged in the screen will look like this:



LESSON PROGRESS 0/8

STATUS: IN PROGRESS

## Volunteer Pre-Work Online Course

The Volunteer Pre-Work Online Course exists as an online option for completing the volunteer Pre-Work before each session. This course may be completed on a computer or mobile device.

### Chapter 1

Chapter 1: The CASA/GAL Volunteer Role [Launch](#)

### Chapter 2

Chapter 2: The Well-Being of a Child [Launch](#)

### Chapter 3

Chapter 3: Trauma, Resilience, and Communication Skills [Launch](#)

### Chapter 4

Chapter 4: Mental Health, Poverty, and Confidentiality [Launch](#)

### Chapter 5

Chapter 5: Substance Abuse, Diversity and Disproportionality [Launch](#)

### Chapter 6

You may click on the blue box w/arrow or the launch button to begin.

On the left you can track your progress through the pre-work.